

UTTARAKHAND

General elections

2009

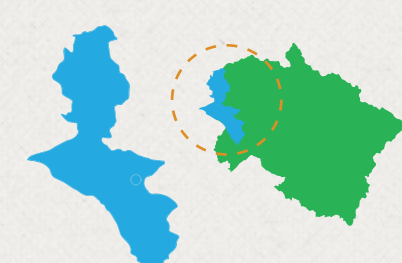


2014

Formed in **year 2000** as the **27th** state of India, Uttarakhand rests in the lap of the Himalayas. Also known as Devbhoomi, Uttarakhand has since gone through many political ups and downs. Also, it has witnessed a very fluctuating governance. Lets have a glance on **the last two General elections**.

CAPITAL

Dehradun



POPULATION

0.84%
of
India's total population
{1.21 Billion}

LITERACY

79.63%
88.33% ♂
70.70% ♀

SEX-RATIO

963 ♂
every
1000 ♂

2009

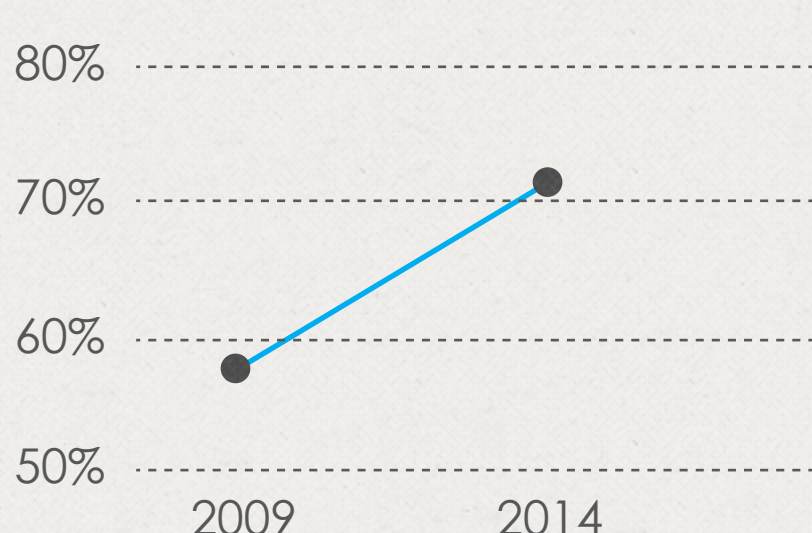
2014

58%

Electors

*Total population of UK
10,116,752
(Census 2011)

70.5%



↑ 12.5%
Increase



53.5%

*Total electors in UK
58,87,724

Votes polled



61.6%

*Total electors in UK
71,29,939



↑ 8.1%
Increase



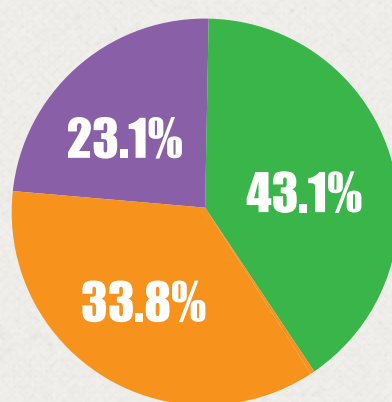
INDIAN NATIONAL CONGRESS



BHARTIYA JANTA PARTY

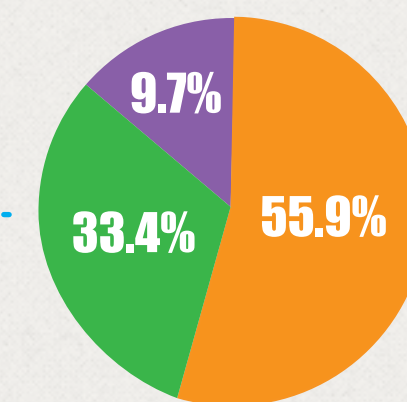
Top Parties

Legend:
● BJP (Orange)
● INC (Green)
● Others (Purple)



Votes Share

Legend:
● BJP (Orange)
● INC (Green)
● Others (Purple)



BJP WINS ALL THE FIVE LOK SABHA SEATS IN UTTARAKHAND



SO WHAT LED TO THIS WIN? KEY DRIVER FOR THIS CHANGE

First time voters

HIGHEST NUMBER OF FIRST TIME VOTERS AGE 18-22 INCREASED BJP'S VOTES SHARE REMARKABLY B/W 2009-2014, ALONG WITH UK, THERE ARE TOTAL SIX STATES WITH SIMILAR STATS.

States with BJP allout WIN	1 st time voters % of electorate	% rise in BJP vote share 2009-14
UK	15.77	21.48
HP	13.32	3.72
RAJ	17.10	18.33
DEL	13.12	12.12
GUJ	14.45	12.58
GOA	10.74	8.62

References

- www.indiavotes.com
- www.Sanhati.com

Thank you,

Naveen Singh Rawat
IxD, 146330011